



# 400i - Dye Sublimation

What to specify...

1. Model

2. Voltage

3. Volume

4. Pre-filter

5. Main filter

6. Connection Kit


7. Power Lead

8. Interfacing Kit

## 400i for Dye Sublimation Printers


	230V ±10%	120V ±10%
<b>Voltage</b>	230V ±10%	120V ±10%
<b>Volume Control</b>	0LX4027	0LX4028
<b>Wattage</b>	1.30 kW	1.37 kW
<b>Frequency</b>	50Hz / 60 Hz	50Hz / 60 Hz
<b>Cabinet height (inc castors)</b>	1070 mm	1070 mm
<b>Cabinet width (not inc hose)</b>	465 mm	465 mm
<b>Cabinet depth (not inc hose)</b>	528 mm	528 mm
<b>Cabinet weight</b>	60 Kg	60 Kg
<b>Sound Rating (dBA)</b>	52	55
<b>Airflow m<sup>3</sup>/hr</b>	467	465
<b>Vacuum (kPa)</b>	9.92	9.10

**4 Labyrinth Pre-filter**



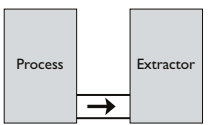
Pack of two supplied - See page 19-20

**5 Main Filter**




One supplied - See page 21-22 for your application

**6 Connection Hose Kit**




One supplied - See page 23-25 to suit your system

**7 Power Cable**



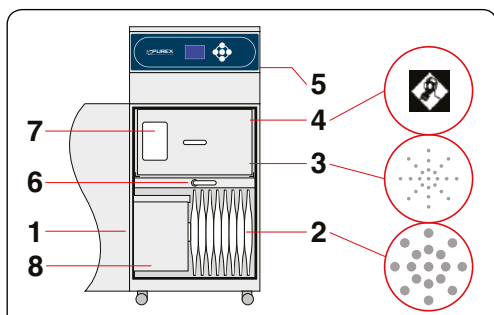
One supplied - See page 26 for your country & voltage

**8 Machine Interfacing (Optional)**



See page 27-29 to match your system

Allows the Purex system to interface with a piece of equipment connected to it.



**Legend:**

- 1) Air inlet - 80mm safe seal.
- 2) Pre-filter.
- 3) Main Filter (HEPA location). †
- 4) Main Filter (Carbon location). †
- 5) Clean air returned to workplace.
- 6) Filter locking handle.
- 7) Filter identification label.
- 8) Condenser Unit

All machines are mounted on four castors for increased mobility.

† Standard Filter Only

**Digital Control System**

A dedicated control, monitoring and display system unique to Purex fume extractors. All functions are fully automatic, all the user has to do is set the appropriate airflow on installation. The features of this system are designed to:

- Lower energy consumption by using variable speed motors and automatic flow control.
- Increase filter life by using the optimal extraction rate.
- Further protect people by constantly monitoring exhaust emissions.
- Interface with other equipment e.g. a laser.
- Maintain a constant extraction rate to prevent fume escape or damage to equipment.

- System Features...**
- Glycol condensor unit
  - Automatic electronic flow control - maintains a constant extraction rate even as the filter blocks
  - Adjustable airflow
  - Clear and informative graphic display
  - Gas and particle sensors on the exhaust
  - Low capital and running costs
  - Quick change patented Labyrinth pre-filters deliver longer filter life
  - Submicronic (HEPA) filtration removes 99.997% of particles down to 0.3 microns
  - Activated carbon filtration removes harmful gas
  - Simple to install and quiet in operation
  - Easy to relocate and precision made from stainless steel
  - High performance brushless motors

- Includes:**
- 1 x Main filter
  - 2 x Labyrinth pre-filter
  - 1 x Condensor unit
  - 1 x Connection kit
  - 1 x Power cable
- Accessories**  
Please see the accessories brochure.