



400i PVC

What to specify...

1. Model

2. Voltage

3. Volume

4. Pre-filter

5. Main filter

6. Connection Kit

7. Power Lead

8. Interfacing Kit


1	2	400i PVC	
Voltage		230V ±10%	120V ±10%
Volume Control		0PV4010D	0PV4013D
Wattage		1.30 kW	1.37 kW
Frequency		50Hz / 60 Hz	50Hz / 60 Hz
Cabinet height (inc castors)		1181 mm	1181 mm
Cabinet width (not inc hose)		465 mm	465 mm
Cabinet depth (not inc hose)		528 mm	528 mm
Cabinet weight		70 Kg	70 Kg
Sound Rating (dBA)		52	55
Airflow m³/hr		467	465
Vacuum (kPa)		9.92	9.10

4 **Labyrinth Pre-filter and pads**



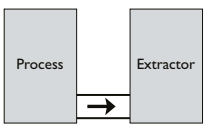
Pack of two pre-filters and pack of four pads supplied - See page 19-20

5 **Main Filter**




One supplied - See page 21-22 for your application

6 **Connection Hose Kit**




One supplied - See page 23 to suit your system

7 **Power Cable**



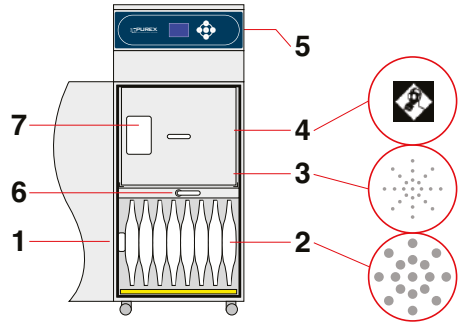
One supplied - See page 26 for your country & voltage

8 **Machine Interfacing (Optional)**



See page 27-29 to match your system

Allows the Purex system to interface with a piece of equipment connected to it.

Legend:

- 1) Air inlet - 80mm safe seal.
- 2) Pre-filter.
- 3) Main Filter (HEPA location).
- 4) Main Filter (Carbon location).
- 5) Clean air returned to workplace.
- 6) Filter locking handle.
- 7) Filter identification label.

- All machines are mounted on four castors for increased mobility.
- An absorbant pad is also supplied to fit under the Labyrinth filter.

Digital Control System

A dedicated control, monitoring and display system unique to Purex fume extractors. All functions are fully automatic, all the user has to do is set the appropriate airflow on installation. The features of this system are designed to:

- Lower energy consumption by using variable speed motors and automatic flow control.
- Increase filter life by using the optimal extraction rate.
- Further protect people by constantly monitoring exhaust emissions.
- Interface with other equipment e.g. a laser.
- Maintain a constant extraction rate to prevent fume escape or damage to equipment.

System Features...

- Automatic electronic flow control - maintains a constant extraction rate even as the filter blocks
- Adjustable airflow
- Clear and informative graphic display
- Gas and particle sensors on the exhaust
- Low capital and running costs
- Quick change patented Labyrinth pre-filters deliver longer filter life
- Submicronic (HEPA) filtration removes 99.997% of particles down to 0.3 microns
- Activated carbon filtration removes harmful gas
- Simple to install and quiet in operation
- Easy to relocate and precision made from stainless steel
- High performance brushless motors

Includes:

- 1 x Main filter
- 2 x Labyrinth pre-filters
- 4 x Absorbant pads
- 1 x Connection kit
- 1 x Power cable

Accessories

Please see the accessories brochure.